

VINTESENTIAL<sup>®</sup>  
LABORATORIES

## Mixed Indicator

Vintessential Laboratories

Chemwatch Hazard Alert Code: 2

Chemwatch: 4642-77

Version No: 4.1.1.1

Safety Data Sheet according to WHS and ADG requirements

Issue Date: 06/27/2017

Print Date: 10/23/2019

L.GHS.AUS.EN

### SECTION 1 IDENTIFICATION OF THE SUBSTANCE / MIXTURE AND OF THE COMPANY / UNDERTAKING

#### Product Identifier

Product name	Mixed Indicator
Synonyms	Item No: 1M125
Proper shipping name	ETHANOL (ETHYL ALCOHOL) or ETHANOL SOLUTION (ETHYL ALCOHOL SOLUTION)
Other means of identification	Not Available

#### Relevant identified uses of the substance or mixture and uses advised against

Relevant identified uses	General laboratory reagent.
--------------------------	-----------------------------

#### Details of the supplier of the safety data sheet

Registered company name	Vintessential Laboratories
Address	32 BRASSER AVENUE DROMANA VIC 3936 Australia
Telephone	+61 3 5987 2242
Fax	+61 3 5987 3303
Website	Not Available
Email	Not Available

#### Emergency telephone number


Association / Organisation	Poisons Information Centre
Emergency telephone numbers	13 11 26
Other emergency telephone numbers	Not Available

### SECTION 2 HAZARDS IDENTIFICATION

#### Classification of the substance or mixture

Poisons Schedule	Not Applicable
Classification [1]	Flammable Liquid Category 3, Eye Irritation Category 2A
Legend:	1. Classified by Chemwatch; 2. Classification drawn from HCIS; 3. Classification drawn from Regulation (EU) No 1272/2008 - Annex VI

#### Label elements

Hazard pictogram(s)	
---------------------	---

SIGNAL WORD	<b>WARNING</b>
-------------	----------------

#### Hazard statement(s)

H226	Flammable liquid and vapour.
H319	Causes serious eye irritation.

Continued...

## Mixed Indicator

## Precautionary statement(s) Prevention

P210	Keep away from heat/sparks/open flames/hot surfaces. - No smoking.
P233	Keep container tightly closed.
P240	Ground/bond container and receiving equipment.
P241	Use explosion-proof electrical/ventilating/lighting/intrinsically safe equipment.
P242	Use only non-sparking tools.
P243	Take precautionary measures against static discharge.
P280	Wear protective gloves/protective clothing/eye protection/face protection.

## Precautionary statement(s) Response

P370+P378	In case of fire: Use alcohol resistant foam or fine spray/water fog for extinction.
P305+P351+P338	IF IN EYES: Rinse cautiously with water for several minutes. Remove contact lenses, if present and easy to do. Continue rinsing.
P337+P313	If eye irritation persists: Get medical advice/attention.
P303+P361+P353	IF ON SKIN (or hair): Remove/Take off immediately all contaminated clothing. Rinse skin with water/shower.

## Precautionary statement(s) Storage

P403+P235	Store in a well-ventilated place. Keep cool.
-----------	--

## Precautionary statement(s) Disposal

P501	Dispose of contents/container to authorised hazardous or special waste collection point in accordance with any local regulation.
------	--

## SECTION 3 COMPOSITION / INFORMATION ON INGREDIENTS

## Substances

See section below for composition of Mixtures

## Mixtures

CAS No	%[weight]	Name
64-17-5	30-60	<u>ethanol</u>
Not Available	0-10	dyes unregulated
7732-18-5	30-60	<u>water</u>

## SECTION 4 FIRST AID MEASURES

## Description of first aid measures

Eye Contact	<p>If this product comes in contact with the eyes:</p> <ul style="list-style-type: none"> <li>▶ Wash out immediately with fresh running water.</li> <li>▶ Ensure complete irrigation of the eye by keeping eyelids apart and away from eye and moving the eyelids by occasionally lifting the upper and lower lids.</li> <li>▶ Seek medical attention without delay; if pain persists or recurs seek medical attention.</li> <li>▶ Removal of contact lenses after an eye injury should only be undertaken by skilled personnel.</li> </ul>
Skin Contact	<p>If skin contact occurs:</p> <ul style="list-style-type: none"> <li>▶ Immediately remove all contaminated clothing, including footwear.</li> <li>▶ Flush skin and hair with running water (and soap if available).</li> <li>▶ Seek medical attention in event of irritation.</li> </ul>
Inhalation	<ul style="list-style-type: none"> <li>▶ If fumes or combustion products are inhaled remove from contaminated area.</li> <li>▶ Lay patient down. Keep warm and rested.</li> <li>▶ Prostheses such as false teeth, which may block airway, should be removed, where possible, prior to initiating first aid procedures.</li> <li>▶ Apply artificial respiration if not breathing, preferably with a demand valve resuscitator, bag-valve mask device, or pocket mask as trained. Perform CPR if necessary.</li> <li>▶ Transport to hospital, or doctor.</li> </ul>
Ingestion	<ul style="list-style-type: none"> <li>▶ For advice, contact a Poisons Information Centre or a doctor at once.</li> <li>▶ Urgent hospital treatment is likely to be needed.</li> <li>▶ <b>If swallowed do NOT induce vomiting.</b></li> <li>▶ If vomiting occurs, lean patient forward or place on left side (head-down position, if possible) to maintain open airway and prevent aspiration.</li> <li>▶ Observe the patient carefully.</li> <li>▶ Never give liquid to a person showing signs of being sleepy or with reduced awareness; i.e. becoming unconscious.</li> <li>▶ Give water to rinse out mouth, then provide liquid slowly and as much as casualty can comfortably drink.</li> <li>▶ Transport to hospital or doctor without delay.</li> </ul>

## Indication of any immediate medical attention and special treatment needed

Treat symptomatically.

For acute or short term repeated exposures to ethanol:

- ▶ Acute ingestion in non-tolerant patients usually responds to supportive care with special attention to prevention of aspiration, replacement of fluid and correction of nutritional deficiencies (magnesium, thiamine pyridoxine, Vitamins C and K).
- ▶ Give 50% dextrose (50-100 ml) IV to obtunded patients following blood draw for glucose determination.
- ▶ Comatose patients should be treated with initial attention to airway, breathing, circulation and drugs of immediate importance (glucose, thiamine).
- ▶ Decontamination is probably unnecessary more than 1 hour after a single observed ingestion. Cathartics and charcoal may be given but are probably not effective in single ingestions.
- ▶ Fructose administration is contra-indicated due to side effects.

## SECTION 5 FIREFIGHTING MEASURES

### Extinguishing media

- ▶ Water spray or fog.
- ▶ Foam.
- ▶ Dry chemical powder.
- ▶ BCF (where regulations permit).
- ▶ Carbon dioxide.

### Special hazards arising from the substrate or mixture

<b>Fire Incompatibility</b>	Avoid contamination with strong oxidising agents as ignition may result
-----------------------------	---

### Advice for firefighters

<b>Fire Fighting</b>	<ul style="list-style-type: none"> <li>▶ Alert Fire Brigade and tell them location and nature of hazard.</li> <li>▶ May be violently or explosively reactive.</li> <li>▶ Wear breathing apparatus plus protective gloves.</li> <li>▶ Prevent, by any means available, spillage from entering drains or water course.</li> <li>▶ If safe, switch off electrical equipment until vapour fire hazard removed.</li> <li>▶ Use water delivered as a fine spray to control fire and cool adjacent area.</li> <li>▶ Avoid spraying water onto liquid pools.</li> <li>▶ <b>DO NOT</b> approach containers suspected to be hot.</li> <li>▶ Cool fire exposed containers with water spray from a protected location.</li> <li>▶ If safe to do so, remove containers from path of fire.</li> </ul>
<b>Fire/Explosion Hazard</b>	<ul style="list-style-type: none"> <li>▶ Liquid and vapour are flammable.</li> <li>▶ Moderate fire hazard when exposed to heat or flame.</li> <li>▶ Vapour forms an explosive mixture with air.</li> <li>▶ Moderate explosion hazard when exposed to heat or flame.</li> <li>▶ Vapour may travel a considerable distance to source of ignition.</li> <li>▶ Heating may cause expansion or decomposition leading to violent rupture of containers.</li> <li>▶ On combustion, may emit toxic fumes of carbon monoxide (CO).</li> </ul> <p>Combustion products include: carbon dioxide (CO<sub>2</sub>) other pyrolysis products typical of burning organic material.</p>
<b>HAZCHEM</b>	*2Y

## SECTION 6 ACCIDENTAL RELEASE MEASURES

### Personal precautions, protective equipment and emergency procedures

See section 8

### Environmental precautions

See section 12

### Methods and material for containment and cleaning up

<b>Minor Spills</b>	<ul style="list-style-type: none"> <li>▶ Remove all ignition sources.</li> <li>▶ Clean up all spills immediately.</li> <li>▶ Avoid breathing vapours and contact with skin and eyes.</li> <li>▶ Control personal contact with the substance, by using protective equipment.</li> <li>▶ Contain and absorb small quantities with vermiculite or other absorbent material.</li> <li>▶ Wipe up.</li> <li>▶ Collect residues in a flammable waste container.</li> </ul>
<b>Major Spills</b>	<ul style="list-style-type: none"> <li>▶ Clear area of personnel and move upwind.</li> <li>▶ Alert Fire Brigade and tell them location and nature of hazard.</li> <li>▶ May be violently or explosively reactive.</li> <li>▶ Wear breathing apparatus plus protective gloves.</li> <li>▶ Prevent, by any means available, spillage from entering drains or water course.</li> <li>▶ No smoking, naked lights or ignition sources.</li> <li>▶ Increase ventilation.</li> <li>▶ Stop leak if safe to do so.</li> <li>▶ Water spray or fog may be used to disperse / absorb vapour.</li> <li>▶ Contain spill with sand, earth or vermiculite.</li> <li>▶ Use only spark-free shovels and explosion proof equipment.</li> <li>▶ Collect recoverable product into labelled containers for recycling.</li> <li>▶ Absorb remaining product with sand, earth or vermiculite.</li> <li>▶ Collect solid residues and seal in labelled drums for disposal.</li> <li>▶ Wash area and prevent runoff into drains.</li> <li>▶ If contamination of drains or waterways occurs, advise emergency services.</li> </ul>

Personal Protective Equipment advice is contained in Section 8 of the SDS.

## SECTION 7 HANDLING AND STORAGE

### Precautions for safe handling

<b>Safe handling</b>	<ul style="list-style-type: none"> <li>▶ Avoid all personal contact, including inhalation.</li> <li>▶ Wear protective clothing when risk of overexposure occurs.</li> <li>▶ Use in a well-ventilated area.</li> <li>▶ Prevent concentration in hollows and sumps.</li> <li>▶ <b>DO NOT enter confined spaces until atmosphere has been checked.</b></li> </ul>
----------------------	--

## Mixed Indicator

	<ul style="list-style-type: none"> <li>▶ Avoid smoking, naked lights or ignition sources.</li> <li>▶ Avoid generation of static electricity.</li> <li>▶ <b>DO NOT use plastic buckets.</b></li> <li>▶ Earth all lines and equipment.</li> <li>▶ Use spark-free tools when handling.</li> <li>▶ Avoid contact with incompatible materials.</li> <li>▶ <b>When handling, DO NOT eat, drink or smoke.</b></li> <li>▶ Keep containers securely sealed when not in use.</li> <li>▶ Avoid physical damage to containers.</li> <li>▶ Always wash hands with soap and water after handling.</li> <li>▶ Work clothes should be laundered separately.</li> <li>▶ Use good occupational work practice.</li> <li>▶ Observe manufacturer's storage and handling recommendations contained within this SDS.</li> <li>▶ Atmosphere should be regularly checked against established exposure standards to ensure safe working conditions.</li> <li>▶ <b>DO NOT allow clothing wet with material to stay in contact with skin</b></li> </ul>
Other information	<ul style="list-style-type: none"> <li>▶ Store in original containers in approved flammable liquid storage area.</li> <li>▶ Store away from incompatible materials in a cool, dry, well-ventilated area.</li> <li>▶ <b>DO NOT store in pits, depressions, basements or areas where vapours may be trapped.</b></li> <li>▶ No smoking, naked lights, heat or ignition sources.</li> <li>▶ Storage areas should be clearly identified, well illuminated, clear of obstruction and accessible only to trained and authorised personnel - adequate security must be provided so that unauthorised personnel do not have access.</li> <li>▶ Store according to applicable regulations for flammable materials for storage tanks, containers, piping, buildings, rooms, cabinets, allowable quantities and minimum storage distances.</li> <li>▶ Use non-sparking ventilation systems, approved explosion proof equipment and intrinsically safe electrical systems.</li> <li>▶ Have appropriate extinguishing capability in storage area (e.g. portable fire extinguishers - dry chemical, foam or carbon dioxide) and flammable gas detectors.</li> <li>▶ Keep adsorbents for leaks and spills readily available.</li> <li>▶ Protect containers against physical damage and check regularly for leaks.</li> <li>▶ Observe manufacturer's storage and handling recommendations contained within this SDS.</li> </ul> <p>In addition, for tank storages (where appropriate):</p> <ul style="list-style-type: none"> <li>▶ Store in grounded, properly designed and approved vessels and away from incompatible materials.</li> <li>▶ For bulk storages, consider use of floating roof or nitrogen blanketed vessels; where venting to atmosphere is possible, equip storage tank vents with flame arrestors; inspect tank vents during winter conditions for vapour/ ice build-up.</li> <li>▶ Storage tanks should be above ground and diked to hold entire contents.</li> </ul>

## Conditions for safe storage, including any incompatibilities

Suitable container	Glass container is suitable for laboratory quantities
Storage incompatibility	* ▶ Avoid reaction with oxidising agents

## SECTION 8 EXPOSURE CONTROLS / PERSONAL PROTECTION

## Control parameters

## OCCUPATIONAL EXPOSURE LIMITS (OEL)

## INGREDIENT DATA

Source	Ingredient	Material name	TWA	STEL	Peak	Notes
Australia Exposure Standards	ethanol	Ethyl alcohol	1000 ppm / 1880 mg/m <sup>3</sup>	Not Available	Not Available	Not Available

## EMERGENCY LIMITS

Ingredient	Material name	TEEL-1	TEEL-2	TEEL-3
ethanol	Ethyl alcohol; (Ethanol)	Not Available	Not Available	15000 ppm


Ingredient	Original IDLH	Revised IDLH
ethanol	3,300 ppm	Not Available
water	Not Available	Not Available

## MATERIAL DATA

## Exposure controls

Appropriate engineering controls	<p>Engineering controls are used to remove a hazard or place a barrier between the worker and the hazard. Well-designed engineering controls can be highly effective in protecting workers and will typically be independent of worker interactions to provide this high level of protection. The basic types of engineering controls are:</p> <p>Process controls which involve changing the way a job activity or process is done to reduce the risk.</p> <p>Enclosure and/or isolation of emission source which keeps a selected hazard "physically" away from the worker and ventilation that strategically "adds" and "removes" air in the work environment. Ventilation can remove or dilute an air contaminant if designed properly. The design of a ventilation system must match the particular process and chemical or contaminant in use.</p> <p>Employers may need to use multiple types of controls to prevent employee overexposure.</p>			
	<p>For flammable liquids and flammable gases, local exhaust ventilation or a process enclosure ventilation system may be required. Ventilation equipment should be explosion-resistant.</p> <p>Air contaminants generated in the workplace possess varying "escape" velocities which, in turn, determine the "capture velocities" of fresh circulating air required to effectively remove the contaminant.</p> <table border="0" style="width: 100%;"> <tr> <td style="width: 80%;">Type of Contaminant:</td> <td style="width: 20%; text-align: right;">Air Speed:</td> </tr> <tr> <td>solvent, vapours, degreasing etc., evaporating from tank (in still air).</td> <td style="text-align: right;">0.25-0.5 m/s (50-100 f/min.)</td> </tr> </table>	Type of Contaminant:	Air Speed:	solvent, vapours, degreasing etc., evaporating from tank (in still air).
Type of Contaminant:	Air Speed:			
solvent, vapours, degreasing etc., evaporating from tank (in still air).	0.25-0.5 m/s (50-100 f/min.)			

## Mixed Indicator

	<p>aerosols, fumes from pouring operations, intermittent container filling, low speed conveyer transfers, welding, spray drift, plating acid fumes, pickling (released at low velocity into zone of active generation)</p> <p>0.5-1 m/s (100-200 f/min.)</p> <p>direct spray, spray painting in shallow booths, drum filling, conveyer loading, crusher dusts, gas discharge (active generation into zone of rapid air motion)</p> <p>1-2.5 m/s (200-500 f/min.)</p> <p>Within each range the appropriate value depends on:</p> <table border="1"> <tr> <td>Lower end of the range</td> <td>Upper end of the range</td> </tr> <tr> <td>1: Room air currents minimal or favourable to capture</td> <td>1: Disturbing room air currents</td> </tr> <tr> <td>2: Contaminants of low toxicity or of nuisance value only.</td> <td>2: Contaminants of high toxicity</td> </tr> <tr> <td>3: Intermittent, low production.</td> <td>3: High production, heavy use</td> </tr> <tr> <td>4: Large hood or large air mass in motion</td> <td>4: Small hood-local control only</td> </tr> </table> <p>Simple theory shows that air velocity falls rapidly with distance away from the opening of a simple extraction pipe. Velocity generally decreases with the square of distance from the extraction point (in simple cases). Therefore the air speed at the extraction point should be adjusted, accordingly, after reference to distance from the contaminating source. The air velocity at the extraction fan, for example, should be a minimum of 1-2 m/s (200-400 f/min.) for extraction of solvents generated in a tank 2 meters distant from the extraction point. Other mechanical considerations, producing performance deficits within the extraction apparatus, make it essential that theoretical air velocities are multiplied by factors of 10 or more when extraction systems are installed or used.</p>	Lower end of the range	Upper end of the range	1: Room air currents minimal or favourable to capture	1: Disturbing room air currents	2: Contaminants of low toxicity or of nuisance value only.	2: Contaminants of high toxicity	3: Intermittent, low production.	3: High production, heavy use	4: Large hood or large air mass in motion	4: Small hood-local control only
Lower end of the range	Upper end of the range										
1: Room air currents minimal or favourable to capture	1: Disturbing room air currents										
2: Contaminants of low toxicity or of nuisance value only.	2: Contaminants of high toxicity										
3: Intermittent, low production.	3: High production, heavy use										
4: Large hood or large air mass in motion	4: Small hood-local control only										
<b>Personal protection</b>											
<b>Eye and face protection</b>	<ul style="list-style-type: none"> <li>▶ Safety glasses with side shields.</li> <li>▶ Chemical goggles.</li> <li>▶ Contact lenses may pose a special hazard; soft contact lenses may absorb and concentrate irritants. A written policy document, describing the wearing of lenses or restrictions on use, should be created for each workplace or task. This should include a review of lens absorption and adsorption for the class of chemicals in use and an account of injury experience. Medical and first-aid personnel should be trained in their removal and suitable equipment should be readily available. In the event of chemical exposure, begin eye irrigation immediately and remove contact lens as soon as practicable. Lens should be removed at the first signs of eye redness or irritation - lens should be removed in a clean environment only after workers have washed hands thoroughly. [CDC NIOSH Current Intelligence Bulletin 59], [AS/NZS 1336 or national equivalent]</li> </ul>										
<b>Skin protection</b>	See Hand protection below										
<b>Hands/feet protection</b>	<ul style="list-style-type: none"> <li>▶ Wear chemical protective gloves, e.g. PVC.</li> <li>▶ Wear safety footwear or safety gumboots, e.g. Rubber</li> </ul>										
<b>Body protection</b>	See Other protection below										
<b>Other protection</b>	<ul style="list-style-type: none"> <li>▶ Overalls.</li> <li>▶ PVC Apron.</li> <li>▶ PVC protective suit may be required if exposure severe.</li> <li>▶ Eyewash unit.</li> <li>▶ Ensure there is ready access to a safety shower.</li> </ul>										

## Recommended material(s)

## GLOVE SELECTION INDEX

Glove selection is based on a modified presentation of the:

"Forsberg Clothing Performance Index".

The effect(s) of the following substance(s) are taken into account in the **computer-generated** selection:

Mixed Indicator

Material	CPI
BUTYL	A
NEOPRENE	A
NATURAL RUBBER	C
NATURAL+NEOPRENE	C
NITRILE	C
NITRILE+PVC	C
PE/EVAL/PE	C
PVA	C
PVC	C
VITON	C

\* CPI - Chemwatch Performance Index

A: Best Selection

B: Satisfactory; may degrade after 4 hours continuous immersion

C: Poor to Dangerous Choice for other than short term immersion

**NOTE:** As a series of factors will influence the actual performance of the glove, a final selection must be based on detailed observation. -

\* Where the glove is to be used on a short term, casual or infrequent basis, factors such as "feel" or convenience (e.g. disposability), may dictate a choice of gloves which might otherwise be unsuitable following long-term or frequent use. A qualified practitioner should be consulted.

## Respiratory protection

Type A-P Filter of sufficient capacity. (AS/NZS 1716 & 1715, EN 143:2000 & 149:2001, ANSI Z88 or national equivalent)

Where the concentration of gas/particulates in the breathing zone, approaches or exceeds the "Exposure Standard" (or ES), respiratory protection is required.

Degree of protection varies with both face-piece and Class of filter; the nature of protection varies with Type of filter.

Required Minimum Protection Factor	Half-Face Respirator	Full-Face Respirator	Powered Air Respirator
up to 5 x ES	Air-line*	A-2 P2	A-PAPR-2 P2 ^
up to 10 x ES	-	A-3 P2	-
10+ x ES	-	Air-line**	-

\* - Continuous Flow; \*\* - Continuous-flow or positive pressure demand

^ - Full-face

A(All classes) = Organic vapours, B AUS or B1 = Acid gasses, B2 = Acid gas or hydrogen cyanide(HCN), B3 = Acid gas or hydrogen cyanide(HCN), E = Sulfur dioxide(SO<sub>2</sub>), G = Agricultural chemicals, K = Ammonia(NH<sub>3</sub>), Hg = Mercury, NO = Oxides of nitrogen, MB = Methyl bromide, AX = Low boiling point organic compounds(below 65 degC)

## Mixed Indicator

## SECTION 9 PHYSICAL AND CHEMICAL PROPERTIES

## Information on basic physical and chemical properties

<b>Appearance</b>	Flammable liquid; mixes with water.		
<b>Physical state</b>	Liquid	<b>Relative density (Water = 1)</b>	Not Available
<b>Odour</b>	Not Available	<b>Partition coefficient n-octanol / water</b>	Not Available
<b>Odour threshold</b>	Not Available	<b>Auto-ignition temperature (°C)</b>	Not Available
<b>pH (as supplied)</b>	Not Available	<b>Decomposition temperature</b>	Not Available
<b>Melting point / freezing point (°C)</b>	Not Available	<b>Viscosity (cSt)</b>	Not Available
<b>Initial boiling point and boiling range (°C)</b>	Not Available	<b>Molecular weight (g/mol)</b>	Not Applicable
<b>Flash point (°C)</b>	<61	<b>Taste</b>	Not Available
<b>Evaporation rate</b>	Not Available	<b>Explosive properties</b>	Not Available
<b>Flammability</b>	Flammable.	<b>Oxidising properties</b>	Not Available
<b>Upper Explosive Limit (%)</b>	Not Available	<b>Surface Tension (dyn/cm or mN/m)</b>	Not Available
<b>Lower Explosive Limit (%)</b>	Not Available	<b>Volatile Component (%vol)</b>	Not Available
<b>Vapour pressure (kPa)</b>	Not Available	<b>Gas group</b>	Not Available
<b>Solubility in water</b>	Miscible	<b>pH as a solution (1%)</b>	Not Available
<b>Vapour density (Air = 1)</b>	Not Available	<b>VOC g/L</b>	Not Available

## SECTION 10 STABILITY AND REACTIVITY

<b>Reactivity</b>	See section 7
<b>Chemical stability</b>	<ul style="list-style-type: none"> <li>▶ Unstable in the presence of incompatible materials.</li> <li>▶ Product is considered stable.</li> <li>▶ Hazardous polymerisation will not occur.</li> </ul>
<b>Possibility of hazardous reactions</b>	See section 7
<b>Conditions to avoid</b>	See section 7
<b>Incompatible materials</b>	See section 7
<b>Hazardous decomposition products</b>	See section 5

## SECTION 11 TOXICOLOGICAL INFORMATION

## Information on toxicological effects

<b>Inhaled</b>	<p>Inhalation of vapours may cause drowsiness and dizziness. This may be accompanied by narcosis, reduced alertness, loss of reflexes, lack of coordination and vertigo.</p> <p>The most common signs of inhalation overexposure to ethanol, in animals, include ataxia, incoordination and drowsiness for those surviving narcosis. The narcotic dose for rats, after 2 hours of exposure, is 19260 ppm.</p> <p>Acute effects from inhalation of high concentrations of vapour are pulmonary irritation, including coughing, with nausea; central nervous system depression - characterised by headache and dizziness, increased reaction time, fatigue and loss of co-ordination</p>								
<b>Ingestion</b>	<p>Accidental ingestion of the material may be damaging to the health of the individual.</p> <p>Ingestion of ethanol may produce nausea, vomiting, gastrointestinal bleeding, abdominal pain and diarrhoea. Systemic effects:</p> <table border="1" style="width: 100%; border-collapse: collapse;"> <tr> <td style="width: 30%;"><b>Blood concentration:</b></td> <td><b>Effects:</b></td> </tr> <tr> <td>&lt;1.5 g/l</td> <td>Mild: Impaired visual acuity, coordination and reaction time, emotional lability</td> </tr> <tr> <td>1.5-3.0 g/l</td> <td>Moderate: Slurred speech, confusion, ataxia, emotional lability, perceptual and sensation disturbances possible blackout spells, and incoordination with impaired objective performance in standardised tests. Possible diplopia, flushing, tachycardia, sweating and incontinence. Bradypnoea may occur early and tachypnoea may develop in cases of metabolic acidosis, hypoglycaemia and hypokalaemia. CNS depression may progress to coma.</td> </tr> <tr> <td>3-5 g/l</td> <td>Severe: Cold clammy skin, hypothermia and hypotension. Atrial fibrillation and atrioventricular block have been reported. Respiratory depression may occur, respiratory failure may follow serious intoxication, aspiration of vomitus may result in pneumonitis and pulmonary oedema. Convulsions due to severe hypoglycaemia may also occur Acute hepatitis may develop.</td> </tr> </table>	<b>Blood concentration:</b>	<b>Effects:</b>	<1.5 g/l	Mild: Impaired visual acuity, coordination and reaction time, emotional lability	1.5-3.0 g/l	Moderate: Slurred speech, confusion, ataxia, emotional lability, perceptual and sensation disturbances possible blackout spells, and incoordination with impaired objective performance in standardised tests. Possible diplopia, flushing, tachycardia, sweating and incontinence. Bradypnoea may occur early and tachypnoea may develop in cases of metabolic acidosis, hypoglycaemia and hypokalaemia. CNS depression may progress to coma.	3-5 g/l	Severe: Cold clammy skin, hypothermia and hypotension. Atrial fibrillation and atrioventricular block have been reported. Respiratory depression may occur, respiratory failure may follow serious intoxication, aspiration of vomitus may result in pneumonitis and pulmonary oedema. Convulsions due to severe hypoglycaemia may also occur Acute hepatitis may develop.
<b>Blood concentration:</b>	<b>Effects:</b>								
<1.5 g/l	Mild: Impaired visual acuity, coordination and reaction time, emotional lability								
1.5-3.0 g/l	Moderate: Slurred speech, confusion, ataxia, emotional lability, perceptual and sensation disturbances possible blackout spells, and incoordination with impaired objective performance in standardised tests. Possible diplopia, flushing, tachycardia, sweating and incontinence. Bradypnoea may occur early and tachypnoea may develop in cases of metabolic acidosis, hypoglycaemia and hypokalaemia. CNS depression may progress to coma.								
3-5 g/l	Severe: Cold clammy skin, hypothermia and hypotension. Atrial fibrillation and atrioventricular block have been reported. Respiratory depression may occur, respiratory failure may follow serious intoxication, aspiration of vomitus may result in pneumonitis and pulmonary oedema. Convulsions due to severe hypoglycaemia may also occur Acute hepatitis may develop.								
<b>Skin Contact</b>	<p>Entry into the blood-stream through, for example, cuts, abrasions, puncture wounds or lesions, may produce systemic injury with harmful effects. Examine the skin prior to the use of the material and ensure that any external damage is suitably protected.</p> <p>The material may cause skin irritation after prolonged or repeated exposure and may produce a contact dermatitis (nonallergic). This form of dermatitis is often characterised by skin redness (erythema) and swelling the epidermis. Histologically there may be intercellular oedema of the spongy layer (spongiosis) and intracellular oedema of the epidermis.</p>								

## Mixed Indicator

<b>Eye</b>	The material may produce severe irritation to the eye causing pronounced inflammation. Repeated or prolonged exposure to irritants may produce conjunctivitis. Direct contact of the eye with ethanol may cause immediate stinging and burning with reflex closure of the lid and tearing, transient injury of the corneal epithelium and hyperaemia of the conjunctiva. Foreign-body type discomfort may persist for up to 2 days but healing is usually spontaneous and complete.
<b>Chronic</b>	Limited evidence suggests that repeated or long-term occupational exposure may produce cumulative health effects involving organs or biochemical systems. Long-term exposure to ethanol may result in progressive liver damage with fibrosis or may exacerbate liver injury caused by other agents. Repeated ingestion of ethanol by pregnant women may adversely affect the central nervous system of the developing foetus, producing effects collectively described as foetal alcohol syndrome. These include mental and physical retardation, learning disturbances, motor and language deficiency, behavioural disorders and reduced head size. Consumption of ethanol (in alcoholic beverages) may be linked to the development of Type I hypersensitivities in a small number of individuals. Symptoms, which may appear immediately after consumption, include conjunctivitis, angioedema, dyspnoea, and urticarial rashes. The causative agent may be acetic acid, a metabolite (1). (1) Boehncke W.H., & H.Gall, Clinical & Experimental Allergy, 26, 1089-1091, 1996

<b>Mixed Indicator</b>	<b>TOXICITY</b>	<b>IRRITATION</b>
	Not Available	Not Available
<b>ethanol</b>	<b>TOXICITY</b>	<b>IRRITATION</b>
	Inhalation (rat) LC50: 124.7 mg/l/4H <sup>[2]</sup>	Eye (rabbit): 500 mg SEVERE
	Oral (rat) LD50: =1501 mg/kg <sup>[2]</sup>	Eye (rabbit):100mg/24hr-moderate
		Eye: adverse effect observed (irritating) <sup>[1]</sup>
		Skin (rabbit):20 mg/24hr-moderate
		Skin (rabbit):400 mg (open)-mild
		Skin: no adverse effect observed (not irritating) <sup>[1]</sup>
<b>water</b>	<b>TOXICITY</b>	<b>IRRITATION</b>
	Oral (rat) LD50: >90000 mg/kg <sup>[2]</sup>	Not Available
<b>Legend:</b>	1. Value obtained from Europe ECHA Registered Substances - Acute toxicity 2. * Value obtained from manufacturer's SDS. Unless otherwise specified data extracted from RTECS - Register of Toxic Effect of chemical Substances	

<b>ETHANOL</b>	The material may cause skin irritation after prolonged or repeated exposure and may produce a contact dermatitis (nonallergic). This form of dermatitis is often characterised by skin redness (erythema) and swelling the epidermis. Histologically there may be intercellular oedema of the spongy layer (spongiosis) and intracellular oedema of the epidermis.
<b>WATER</b>	No significant acute toxicological data identified in literature search.

<b>Acute Toxicity</b>	✗	<b>Carcinogenicity</b>	✗
<b>Skin Irritation/Corrosion</b>	✗	<b>Reproductivity</b>	✗
<b>Serious Eye Damage/Irritation</b>	✓	<b>STOT - Single Exposure</b>	✗
<b>Respiratory or Skin sensitisation</b>	✗	<b>STOT - Repeated Exposure</b>	✗
<b>Mutagenicity</b>	✗	<b>Aspiration Hazard</b>	✗

**Legend:** ✗ – Data either not available or does not fill the criteria for classification  
 ✓ – Data available to make classification

## SECTION 12 ECOLOGICAL INFORMATION

## Toxicity

<b>Mixed Indicator</b>	<b>ENDPOINT</b>	<b>TEST DURATION (HR)</b>	<b>SPECIES</b>	<b>VALUE</b>	<b>SOURCE</b>
	Not Available	Not Available	Not Available	Not Available	Not Available
<b>ethanol</b>	<b>ENDPOINT</b>	<b>TEST DURATION (HR)</b>	<b>SPECIES</b>	<b>VALUE</b>	<b>SOURCE</b>
	LC50	96	Fish	11-mg/L	2
	EC50	48	Crustacea	2mg/L	4
	EC50	96	Algae or other aquatic plants	17.921mg/L	4
	NOEC	2016	Fish	0.000375mg/L	4
<b>water</b>	<b>ENDPOINT</b>	<b>TEST DURATION (HR)</b>	<b>SPECIES</b>	<b>VALUE</b>	<b>SOURCE</b>
	LC50	96	Fish	897.520mg/L	3
	EC50	96	Algae or other aquatic plants	8768.874mg/L	3
<b>Legend:</b>	Extracted from 1. IUCLID Toxicity Data 2. Europe ECHA Registered Substances - Ecotoxicological Information - Aquatic Toxicity 3. EPIWIN Suite V3.12 (QSAR) - Aquatic Toxicity Data (Estimated) 4. US EPA, Ecotox database - Aquatic Toxicity Data 5. ECETOC Aquatic Hazard Assessment Data 6. NITE (Japan) - Bioconcentration Data 7. METI (Japan) - Bioconcentration Data 8. Vendor Data				

Mixed Indicator

**DO NOT** discharge into sewer or waterways.

**Persistence and degradability**

Ingredient	Persistence: Water/Soil	Persistence: Air
ethanol	LOW (Half-life = 2.17 days)	LOW (Half-life = 5.08 days)
water	LOW	LOW

**Bioaccumulative potential**

Ingredient	Bioaccumulation
ethanol	LOW (LogKOW = -0.31)
water	LOW (LogKOW = -1.38)

**Mobility in soil**

Ingredient	Mobility
ethanol	HIGH (KOC = 1)
water	LOW (KOC = 14.3)


**SECTION 13 DISPOSAL CONSIDERATIONS**

**Waste treatment methods**

<b>Product / Packaging disposal</b>	<ul style="list-style-type: none"> <li>▶ Consult manufacturer for recycling options and recycle where possible .</li> <li>▶ Consult State Land Waste Management Authority for disposal.</li> <li>▶ Incinerate residue at an approved site.</li> <li>▶ Recycle containers if possible, or dispose of in an authorised landfill.</li> </ul>
-------------------------------------	---

**SECTION 14 TRANSPORT INFORMATION**

**Labels Required**

	
<b>Marine Pollutant</b>	NO
<b>HAZCHEM</b>	*2Y

**Land transport (ADG)**

<b>UN number</b>	1170				
<b>UN proper shipping name</b>	ETHANOL (ETHYL ALCOHOL) or ETHANOL SOLUTION (ETHYL ALCOHOL SOLUTION)				
<b>Transport hazard class(es)</b>	<table border="0"> <tr> <td>Class</td> <td>3</td> </tr> <tr> <td>Subrisk</td> <td>Not Applicable</td> </tr> </table>	Class	3	Subrisk	Not Applicable
Class	3				
Subrisk	Not Applicable				
<b>Packing group</b>	III				
<b>Environmental hazard</b>	Not Applicable				
<b>Special precautions for user</b>	<table border="0"> <tr> <td>Special provisions</td> <td>144 223</td> </tr> <tr> <td>Limited quantity</td> <td>5 L</td> </tr> </table>	Special provisions	144 223	Limited quantity	5 L
Special provisions	144 223				
Limited quantity	5 L				

**Air transport (ICAO-IATA / DGR)**

<b>UN number</b>	1170										
<b>UN proper shipping name</b>	Ethanol or Ethanol. Solution										
<b>Transport hazard class(es)</b>	<table border="0"> <tr> <td>ICAO/IATA Class</td> <td>3</td> </tr> <tr> <td>ICAO / IATA Subrisk</td> <td>Not Applicable</td> </tr> <tr> <td>ERG Code</td> <td>3L</td> </tr> </table>	ICAO/IATA Class	3	ICAO / IATA Subrisk	Not Applicable	ERG Code	3L				
ICAO/IATA Class	3										
ICAO / IATA Subrisk	Not Applicable										
ERG Code	3L										
<b>Packing group</b>	III										
<b>Environmental hazard</b>	Not Applicable										
<b>Special precautions for user</b>	<table border="0"> <tr> <td>Special provisions</td> <td>A3 A58 A180</td> </tr> <tr> <td>Cargo Only Packing Instructions</td> <td>366</td> </tr> <tr> <td>Cargo Only Maximum Qty / Pack</td> <td>220 L</td> </tr> <tr> <td>Passenger and Cargo Packing Instructions</td> <td>355</td> </tr> <tr> <td>Passenger and Cargo Maximum Qty / Pack</td> <td>60 L</td> </tr> </table>	Special provisions	A3 A58 A180	Cargo Only Packing Instructions	366	Cargo Only Maximum Qty / Pack	220 L	Passenger and Cargo Packing Instructions	355	Passenger and Cargo Maximum Qty / Pack	60 L
Special provisions	A3 A58 A180										
Cargo Only Packing Instructions	366										
Cargo Only Maximum Qty / Pack	220 L										
Passenger and Cargo Packing Instructions	355										
Passenger and Cargo Maximum Qty / Pack	60 L										



## Mixed Indicator

Passenger and Cargo Limited Quantity Packing Instructions	Y344
Passenger and Cargo Limited Maximum Qty / Pack	10 L

## Sea transport (IMDG-Code / GGVSee)

UN number	1170	
UN proper shipping name	ETHANOL (ETHYL ALCOHOL) or ETHANOL SOLUTION (ETHYL ALCOHOL SOLUTION)	
Transport hazard class(es)	IMDG Class	3
	IMDG Subrisk	Not Applicable
Packing group	III	
Environmental hazard	Not Applicable	
Special precautions for user	EMS Number	F-E , S-D
	Special provisions	144 223
	Limited Quantities	5 L

## Transport in bulk according to Annex II of MARPOL and the IBC code

Not Applicable

## SECTION 15 REGULATORY INFORMATION

## Safety, health and environmental regulations / legislation specific for the substance or mixture

## ETHANOL IS FOUND ON THE FOLLOWING REGULATORY LISTS

Australia Dangerous Goods Code (ADG Code) - Dangerous Goods List  
 Australia Dangerous Goods Code (ADG Code) - List of Emergency Action Codes  
 Australia Exposure Standards  
 Australia Hazardous Chemical Information System (HCIS) - Hazardous Chemicals  
 Australia Inventory of Chemical Substances (AICS)  
 Australia Standard for the Uniform Scheduling of Medicines and Poisons (SUSMP) - Appendix B (Part 3)  
 GESAMP/EHS Composite List - GESAMP Hazard Profiles  
 IMO IBC Code Chapter 17: Summary of minimum requirements

IMO IBC Code Chapter 18: List of products to which the Code does not apply  
 IMO MARPOL 73/78 (Annex II) - List of Other Liquid Substances  
 IMO Provisional Categorization of Liquid Substances - List 2: Pollutant only mixtures containing at least 99% by weight of components already assessed by IMO  
 IMO Provisional Categorization of Liquid Substances - List 3: (Trade-named) mixtures containing at least 99% by weight of components already assessed by IMO, presenting safety hazards  
 International Air Transport Association (IATA) Dangerous Goods Regulations  
 International Maritime Dangerous Goods Requirements (IMDG Code)  
 United Nations Recommendations on the Transport of Dangerous Goods Model Regulations

## WATER IS FOUND ON THE FOLLOWING REGULATORY LISTS

Australia Inventory of Chemical Substances (AICS)

IMO IBC Code Chapter 18: List of products to which the Code does not apply

## National Inventory Status

National Inventory	Status
Australia - AICS	Yes
Canada - DSL	Yes
Canada - NDSL	No (ethanol; water)
China - IECSC	Yes
Europe - EINEC / ELINCS / NLP	Yes
Japan - ENCS	Yes
Korea - KECI	Yes
New Zealand - NZIoC	Yes
Philippines - PICCS	Yes
USA - TSCA	Yes
Taiwan - TCSI	Yes
Mexico - INSQ	Yes
Vietnam - NCI	Yes
Russia - ARIPS	Yes
<b>Legend:</b>	Yes = All CAS declared ingredients are on the inventory No = One or more of the CAS listed ingredients are not on the inventory and are not exempt from listing(see specific ingredients in brackets)

## SECTION 16 OTHER INFORMATION

Revision Date	06/27/2017
Initial Date	Not Available

## SDS Version Summary

Version	Issue Date	Sections Updated
3.1.1.1	08/19/2005	Storage (suitable container)

3.1.1.1	08/17/2005	Name
---------	------------	------

#### Other information

Classification of the preparation and its individual components has drawn on official and authoritative sources as well as independent review by the Chemwatch Classification committee using available literature references.

The SDS is a Hazard Communication tool and should be used to assist in the Risk Assessment. Many factors determine whether the reported Hazards are Risks in the workplace or other settings. Risks may be determined by reference to Exposures Scenarios. Scale of use, frequency of use and current or available engineering controls must be considered.

#### Definitions and abbreviations

PC—TWA: Permissible Concentration-Time Weighted Average  
PC—STEL: Permissible Concentration-Short Term Exposure Limit  
IARC: International Agency for Research on Cancer  
ACGIH: American Conference of Governmental Industrial Hygienists  
STEL: Short Term Exposure Limit  
TEEL: Temporary Emergency Exposure Limit.  
IDLH: Immediately Dangerous to Life or Health Concentrations  
OSF: Odour Safety Factor  
NOAEL :No Observed Adverse Effect Level  
LOAEL: Lowest Observed Adverse Effect Level  
TLV: Threshold Limit Value  
LOD: Limit Of Detection  
OTV: Odour Threshold Value  
BCF: BioConcentration Factors  
BEI: Biological Exposure Index

This document is copyright.

Apart from any fair dealing for the purposes of private study, research, review or criticism, as permitted under the Copyright Act, no part may be reproduced by any process without written permission from CHEMWATCH.

TEL (+61 3) 9572 4700.